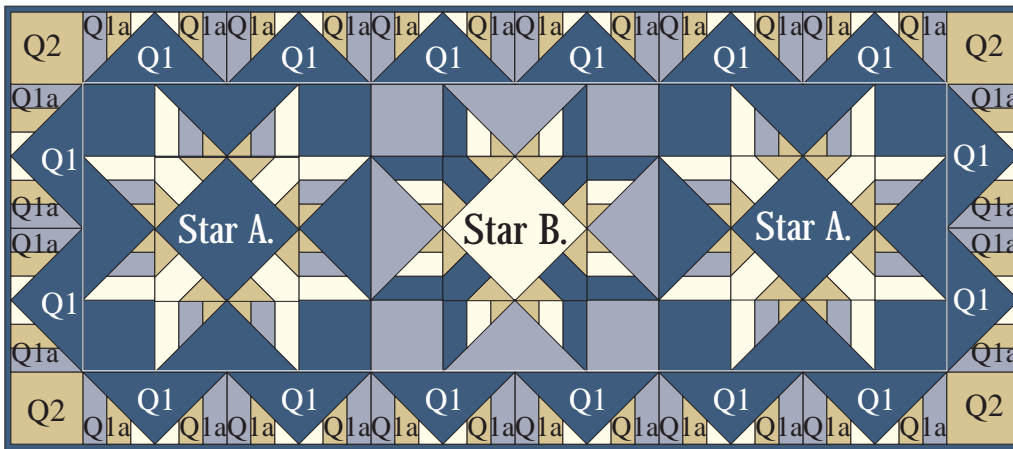


# Table Runner Project As Shown Below. Size: 18 1/2" x 42"



1. To assemble the table runner, join Star A to opposite sides of Star B, matching star points.
2. Join six of Unit Q1 in a horizontal row as shown. Make two and join to the top and bottom of the table runner. Join two of Unit Q1 for the sides. Make two. Join Unit Q2 to opposite short ends of the Q1 pairs and join to opposite sides of the table runner, matching corner seams.
3. For the quilting, "ditch" all of the patchwork, and quilt a geometrical shape in the center of the stars. Stipple the background around the stars and going into the border.
4. Join the four 2 1/2" wide strips of Fabric I end to end and make straight-grain, French Fold binding, and bind the table runner.

## Cutting:

- Fabric I, navy:**
- Three 6 1/2" x 42" wide strip. From this, cut:
    - \* Two - 6 1/2" square (A1)
    - \* Twenty-four - 3 1/2" x 6 1/2" (Q1, A2)
  - One 3 1/2" x 42" wide strip. From this, cut:
    - \* Twelve - 3 1/2" squares (A3, B1a)
  - Four 2 1/2" wide strips for straight-grain binding.
  - One 1 1/2" wide strip for Strip Set 2.

- Fabric II, Ivory.**
- One 6 1/2" wide strip. From this, cut:
    - \* One - 6 1/2" square (B1)
    - \* Eight - 3 1/2" squares (A1a)
  - Six 1 1/2" wide strips for Strip Sets 1, 2, and 3

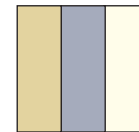
- Fabric III, gold.**
- One 3 1/2" wide strip. From this, cut:
    - \* Four - 3 1/2" squares (Q2)
  - Two 2 1/2" wide strips. From these, cut:
    - \* Twenty-four - 2 1/2" squares (small A1a and B1a diagonal corners)
  - Six 1 1/2" wide strips for Strip Sets 1, 2, and 3.

- Fabric IV, medium blue.**
- One 3 1/2" wide strip. From this, cut:
    - \* Four - 3 1/2" x 6 1/2" (B2)
    - \* Four - 3 1/2" squares (B3)
  - Five 1 1/2" wide strips for Strip Sets 1 and 3.

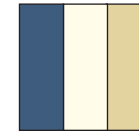
If possible have strips cut, pieced, and 3 1/2" segments cut before class.

## Materials

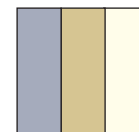
<b>Fabric I, navy:</b>	<b>Need 34 1/2"</b>	<b>1 1/8 yards</b>
<b>Fabric II ivory:</b>	<b>Need 15 1/2"</b>	<b>1/2 yard</b>
<b>Fabric III gold:</b>	<b>Need 17 1/2"</b>	<b>5/8 yard</b>
<b>Fabric IV med. blue:</b>	<b>Need 11"</b>	<b>1/2 yard</b>



Strip Set 1. Make 2 for A2a. Cut into 16 - 3 1/2" segments

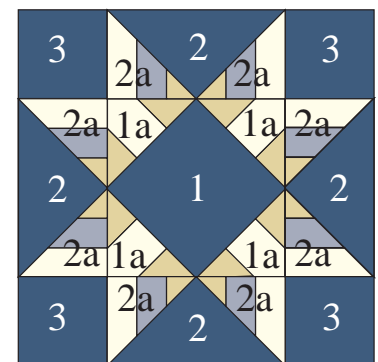


Strip Set 2. Make 1 for B2a. Cut into 8 - 3 1/2" segments



Strip Set 3. Make 3 for Q1a. Cut into 32 - 3 1/2" segments

## Star A.



## Star B.

